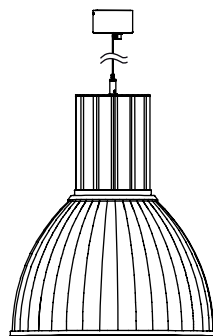




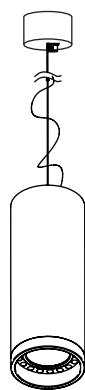


SUSPENSIONS



UFO

98



KLER

100

UFO



70.000 h

85

CRI

TOP

LEDs

95%

OPTICS



Sorgente luminosa a LEDs a sospensione in estruso di alluminio verniciato a polveri, completo di riflettore in policarbonato rigato disponibile nelle finiture opalino e grigio metallizzato.
Driver ON/OFF integrato.

CORPO

Vano portacomponenti in estruso di alluminio verniciato a polveri epossipoliestere.

VANO OTTICO

Riflettore interno in alluminio brillantato con vetro extra chiaro.

EQUIPAGGIAMENTO

Diffusore in policarbonato.

Gancio di sospensione in ottone cromato.

Cavo di alimentazione 2m.

*Suspended LED light source with powder-coated extruded-aluminium body, equipped with grooved polycarbonate reflector available in opal and metallic gray finishes.
Integrated ON/OFF driver.*

BODY

Epoxy-polyester powder coated extruded aluminium compartment for component storage.

OPTICS COMPARTMENT

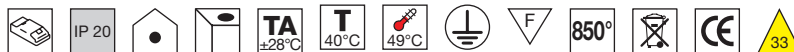
Polished aluminium inner reflector with extra-clear glass.

EQUIPPED WITH

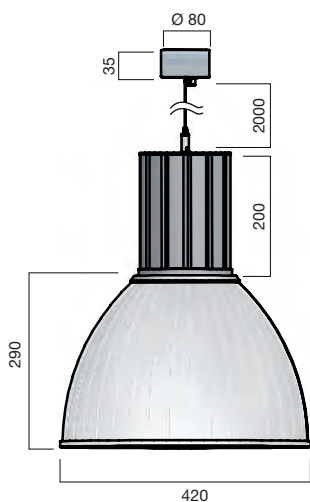

Polycarbonate diffuser

Chromium plated suspension hook.

2m power supply cable.



Specificare nell'ordine l'altezza desiderata.
Specify in order the desired height.



12 LEDs
Advanced 24W

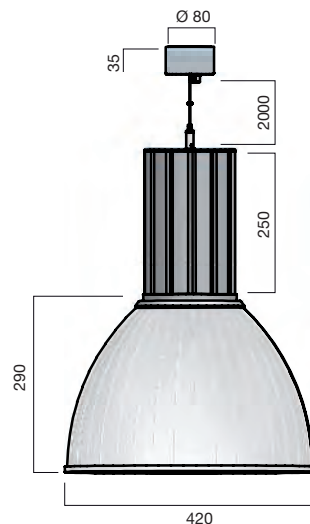

Kg 3,4 Kg
Vol 252 dm³

OPAL **91131**
SILVER **91132**

○ **N** 2402 lm
○ **W** 2112 lm

▲ **00** Diffusa

Specificare nell'ordine l'altezza desiderata.
Specify in order the desired height.



18 LEDs
Advanced 36W

Kg 3,4 Kg
Vol 252 dm³

OPAL **91134**
SILVER **91136**

○ **N** 3604 lm
○ **W** 3168 lm

▲ **00** Diffusa



24 LEDs
Advanced 48W

Kg 3,4 Kg
Vol 252 dm³

OPAL **93076**
SILVER **93077**

○ **N** 4804 lm
○ **W** 4224 lm

▲ **00** Diffusa



SU RICHIESTA
UPON REQUEST

L'attacco a plafone può essere sostituito con adattatore per binario monofase o trifase.

The ceiling joint can be replaced with monophase or three-phases track adapter.



KLER



70.000 h

85

CRI

TOP

LEDs

95%

OPTICS



Sorgente luminosa a LEDs a sospensione in alluminio verniciato a polveri, completo di riflettore in PMMA sabbato. Driver ON/OFF integrato.

CORPO

Vano portacomponenti in alluminio verniciato a polveri epossipoliestere.

VANO OTTICO

Riflettore interno in alluminio brillantato con vetro extra chiaro.

EQUIPAGGIAMENTO

Gancio di sospensione in ottone cromato.

Cavo di alimentazione 2m.

Suspended LED light source with powder-coated aluminium body, equipped with sandblasted PMMA reflector. Integrated ON/OFF driver.

BODY

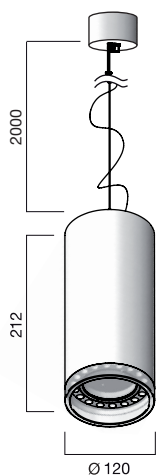
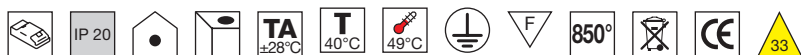
Epoxy-polyester powder coated aluminium compartment for component storage.

OPTICS COMPARTMENT

Polished aluminium inner reflector with extra-clear glass.

EQUIPPED WITH

Chromium plated suspension hook. 2m power supply cable.

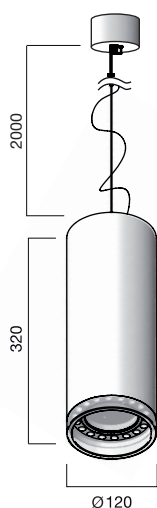


9 LEDs
Advanced 18W

Kg 2,07 Kg
Vol 26,5 dm³

Gr	93078
Wh	93095
Ct	93096

○ N 1703 lm ▲ 00 Diffusa
○ W 1495 lm ▲ 60 60°



12 LEDs
Advanced 24W

Kg 2,15 Kg
Vol 26,5 dm³

Gr	92939
Wh	93097
Ct	93098



○ N 2270 lm ▲ 00 Diffusa
○ W 1993 lm ▲ 60 60°

18 LEDs
Advanced 36W

Kg 2,15 Kg
Vol 26,5 dm³

Gr	92940
Wh	93099
Ct	93100

○ N 3406 lm ▲ 00 Diffusa
○ W 2990 lm ▲ 60 60°



SU RICHIESTA
UPON REQUEST

L'attacco a plafone può essere sostituito con adattatore per binario monofase o trifase.

The ceiling joint can be replaced with monophase or three-phases track adapter.

